

1 - White Belt

Hot Cross Buns

Pitches: GAB

2 measures (8 beats) introduction
on recording

Traditional

Hot cross buns! Hot cross buns!

One a penny, two a penny, hot cross buns!

New things to learn for the White Belt song:

	half note = 2 beats		time signature = 4 beats in each measure		half rest = 2 beats of silence
	quarter note = 1 beat				

new
notes:

G

A

B

counting:

1 2 3 4

2 - Yellow Belt

Gently Sleep

Pitches: GAB

2 measures (8 beats) introduction
on recording

Traditional
lyrics by Barb Philipak



Gent - ly sleep, my sweet child. Gent - ly sleep, with that smile.



Gent - ly sleep, lit - tle one. Gent - ly sleep, day is done.

New thing to learn for the Yellow Belt song:

’ **breath mark** When you see this symbol, take a breath.
Try only to take a breath every two measures.

3 - Orange Belt

Merrily We Roll Along

Pitches: GAB

2 measures (8 beats) introduction
on recording

Traditional



Musical notation for the first line of the song. It features a treble clef, a key signature of one sharp (F#), and a 4/4 time signature. The melody consists of eight measures: four quarter notes (G4, A4, B4, C5), two eighth notes (D5, E5), and two quarter notes (F#5, G5). The lyrics are: Mer - ri - ly we roll a - long, roll a - long, roll a - long.



Musical notation for the second line of the song. It features a treble clef, a key signature of one sharp (F#), and a 4/4 time signature. The melody consists of eight measures: four quarter notes (G4, A4, B4, C5), two eighth notes (D5, E5), and two quarter notes (F#5, G5). The lyrics are: Mer - ri - ly we roll a - long, o'er the deep blue sea.


4 - Green Belt

It's Raining


Pitches: E GA

7 beats introduction
on recording

Traditional




It's rain - ing, it's pour - ing, the old man is snor - ing.



Went to bed and he bumped his head and he could - n't get up in the morn - ing.

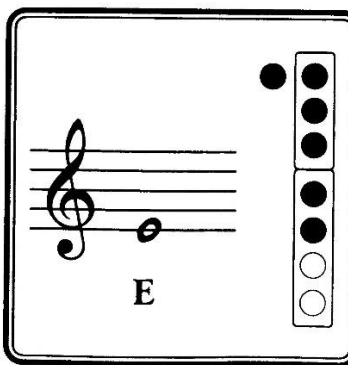
New things to learn for the Green Belt song:

new rhythm:



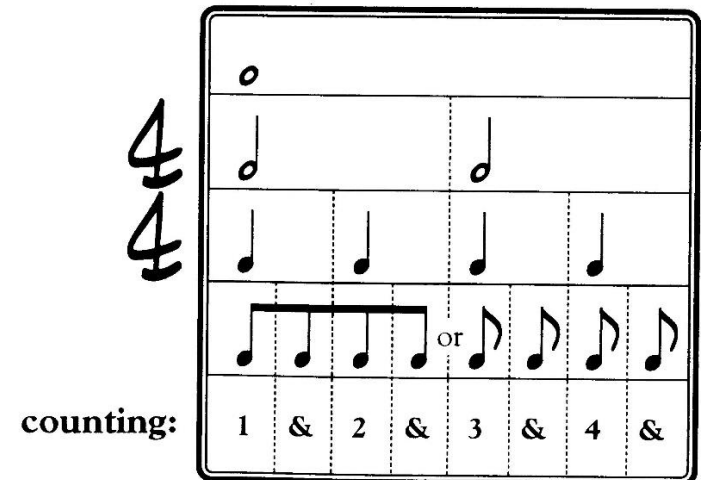
two eighth notes = 1 beat
(Each single eighth note gets 1/2 beat.)

new note:



E

counting:



1 & 2 & 3 & 4 &

5 - Purple Belt

FICHES: DE GAD

Old MacDonald Had A Farm

4 measures (16 beats) introduction
on recording

Traditional



Old Mac - Don - ald had a farm. E - I - E - I - O. And



on that farm he had some chicks. E - I - E - I - O. With a




chick chick here. And a chick chick there. Here a chick, there a chick. Ev'-ry-where a chick chick.



Old Mac - Don - ald had a farm. E - I - E - I - O.

New things to learn for the Purple Belt song:

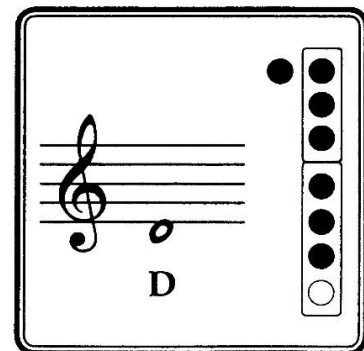


quarter rest = 1 beat of silence



dotted half note = 3 beats
(A dot after a note gets half the value of that note and makes it that much longer.)

**new
note:**



6 - Blue Belt

Pitches: GABC'D'


When The Saints Go Marching In



5 beats introduction
on recording


Traditional

Oh, when the saints go march - ing in, oh, when the
saints go march - ing in. Oh, I want to be in that
num - ber, when the saints go march - ing in.


New things to learn for the Blue Belt song:

A tie  is a curved line which connects notes of the same pitch. Only the first note is played and then it is held for the total value of the connected notes.

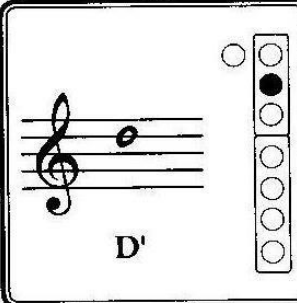



new rhythm:  whole note = 4 beats

new notes:



C'



D'

7 - Red Belt

Pitches: DEF#GAB

Twinkle, Twinkle Little Star

2 measures (8 beats) introduction
on recording

Traditional



Twin - kle, twin - kle lit - tle star, how I won - der what you are.



Up a - bove the world so high, like a dia - mond in the sky!



Twin - kle, twin - kle lit - tle star, how I won - der what you are.


New things to learn for the Red Belt song:

key signature



These sharps (#), when placed at the beginning of a line, are for all C's and F's in the song. This is called a **key signature**. However, since there are no C's in this song, you only have to remember to play every F in this song as F#.

new note:



8 - Brown Belt

Amazing Grace

Pitches: DE GAB D'



5 beats introduction
on recording


Traditional

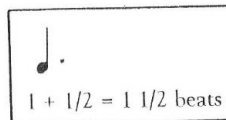
A - maz - ing — grace, how sweet the sound, that
 saved a — wretch like me. — I once — was — lost, but
 now — am — found, was blind, but — now I see. —

New things to learn for the Brown Belt song:


new rhythms:


 **single eighth note** = 1/2 beat
 Until now, you have seen two eighth notes joined together with a beam ().
 Together, two eighth notes = 1 beat.

 **dotted quarter note** = 1 1/2 beats
 Again, the dot adds half the value of that note
 and makes it longer.









1 + 1/2 = 1 1/2 beats

 A **fermata** placed above a note means that the note is held a little longer
 than its usual count.

 **time signature** The top number tells us that there are only three beats in each
 measure.

3
4

counting:

		
		
		
1	2	3

